

Key Stage 2 SATs

A School Presentation to Parents



Chapters

Assessment and Reporting

Scaled Scores

Scaled Score
Examples

Higher-Attaining
Pupils

Working
Below the
Standard

The
Tests

English

Maths

How to Help Your Child

next
page

Assessment and Reporting

- As of 2014, the 'old' national curriculum levels (e.g. level 3, 4, 5) were abolished as set out in government guidelines.
- The 2014 curriculum is rigorous and sets noticeably higher expectations than previous curricula, which is why all schools have had to work hard to meet and adapt to it since its introduction.
- Since 2016, test scores have been reported as 'scaled scores'.

chapter
menu

next
page

Scaled Scores

What is meant by 'scaled scores'?

- It is planned that 100 will always represent the 'national standard'.
- Each pupil's raw test score will therefore be converted into a score on the scale, either at, above or below 100.
- Using the scaled score, the lowest a child can score is 80, with the highest being 120.
- A child who achieves the 'national standard' (a score of 100) will be judged to have demonstrated sufficient knowledge in the areas assessed by the tests.
- Each pupil receives:
 - a raw score (number of raw marks awarded);
 - a scaled score in each tested subject;
 - confirmation of whether or not they attained the national standard.

chapter
menu

next
page

Scaled Score Examples

On publication of the test results in July:

- a child awarded a scaled score of 100 is judged to have met the 'national standard' in the area judged by the test;
- If a child's score is close to 120, they are working beyond (or above) the expected national standard.
- a child's score is close to 80, they are judged to have not yet met the national standard and performed below the expectation for their age.

chapter
menu

next
page

2019 scaled scores for key stage 2 maths SATs

Raw score	Scaled score
0 - 2	No scaled score
3	80
4	80
5	80
6	81
7	82
8	82
9	83
10	84
11	84
12	85
13	85
14	86
15	86
16	87
17	87
18	88
19	88
20	89
21	89
22	89
23	90
24	90
25	91
26	91
27	91
28	92
29	92

30	92
31	92
32	93
33	93
34	93
35	94
36	94
37	94
38	95
39	95
40	95
41	95
42	96
43	96
44	96
45	96
46	97
47	97
48	97
49	97
50	98
51	98
52	98
53	98
54	99
55	99
56	99
57	99
58	100
59	100
60	100

61	100
62	101
63	101
64	101
65	101
66	101
67	102
68	102
69	102
70	102
71	103
72	103
73	103
74	103
75	104
76	104
77	104
78	105
79	105
80	105
81	105
82	106
83	106
84	106
85	106
86	107
87	107
88	107
89	108
90	108
91	108

92	109
93	109
94	109
95	110
96	110
97	110
98	111
99	111
100	112
101	112
102	113
103	113
104	114
105	115
106	116
107	117
108	118
109	120
110	120

2019 scaled scores for key stage 2 English reading SATs

Raw score	Scaled score
0 - 2	No scaled score
3	80
4	80
5	80
6	82
7	83
8	84
9	85
10	86
11	87
12	88
13	89
14	89
15	90
16	91

17	92
18	92
19	93
20	94
21	95
22	95
23	96
24	97
25	97
26	98
27	99
28	100
29	100
30	101
31	102
32	102
33	103
34	104

35	105
36	106
37	106
38	107
39	108
40	109
41	110
42	111
43	113
44	114
45	115
46	117
47	118
48	120
49	120
50	120

Higher-Attaining Pupils

- In the past, Key Stage 2 tests were aimed at children achieving levels 3-5 (with a national expectation to reach at least level 4).
- This meant that additional level 6 tests were produced for children who demonstrated higher than expected attainment (above level 5).
- Under the new system, there are not any separate tests for the most-able children.
- Instead, each test will have scope for higher-attaining pupils to show their strengths.
- This means that some questions towards the end of the tests may be more difficult for many children, but they should be encouraged to attempt as much of the test as they can.

chapter
menu

next
page

Working Below the Standard

- The engagement model replaces P scales 1-4.
- This is a new statutory teacher assessment tool for pupils working below the standard of the National Curriculum and not engaged in subject-specific lessons.
- This is used to assess pupils' learning regularly throughout the year, enabling their achievements and progress to be measured over time.

chapter
menu

next
page

The Tests

Key Stage 2 SATs take place nationally in the week commencing Monday 9th May 2022 although schools may make an application to administer the tests up to 10 days after each original test date if needed due to special circumstances.

Statutory tests will be administered in the following subjects:

- English Grammar, Punctuation and Spelling (45 minutes) – Monday 9th
 - Paper 1: questions
 - Paper 2: spelling
- English Reading (60 minutes) – Tuesday 10th
- Mathematics
 - Paper 1: Arithmetic (30 minutes) – Wednesday 11th
 - Paper 2: Reasoning (40 minutes) – Wednesday 11th
 - Paper 3: Reasoning (40 minutes) – Thursday 12th

As in recent years, writing will be teacher assessed internally. The revised 'pupil can' statements for English writing place a greater emphasis on composition and the statements that relate to the more 'technical' aspects of English writing (grammar, punctuation and spelling) have been made less prescriptive.

chapter
menu

next
page

Reading

- The reading test consists of a single test paper with three unrelated reading texts. Children are given 60 minutes in total, which includes reading the texts and answering the questions.
- A total of 50 marks are available.
- Questions are designed to assess the comprehension and understanding of a child's reading.
- During the reading paper, a child's inference and deduction skills are thoroughly tested. They will also be expected to answer questions on authorial choices: explaining why an author has chosen to use particular vocabulary, grammar and text features.
- Some questions are multiple choice or selected response; others require short answers and some require an extended response or explanation.

chapter
menu

next
page

Sample Questions

Reading Paper

39

What impressions do you get of the relationship between Piper and Micah?

Give **two** impressions, supporting your answer with evidence from the text.

1. _____

2. _____

3 marks

chapter
menu

next
page

Sample Questions

Reading Paper

17

Look at the section headed: ***What's so different about the bumblebee?***

The text refers to the bumblebees' *cousins*.

Who are their *cousins*?

1 mark

chapter
menu

next
page

Grammar, Punctuation & Spelling

- A spelling test is administered containing 20 words, which lasts approximately 15 minutes.
- A separate test is given on grammar, punctuation and vocabulary.
- This test lasts for 45 minutes and requires short answer questions including some multiple choice.
- Marks for these two tests are added together to give a total for grammar, punctuation and spelling.

chapter
menu

next
page

Sample Questions

Grammar, Punctuation and Spelling Paper 1

40

Tick one box in each row to show whether the sentence is written in the **active voice** or the **passive voice**.

Sentence	Active	Passive
Otters live in clean rivers.		
Fish are eaten by otters.		
Usually, otters are playful creatures.		

chapter
menu

next
page

Sample Questions

Grammar, Punctuation and Spelling Paper 1

44

Which verb completes the sentence so that it uses the **subjunctive form**?

I wish I _____ able to join you, but it will not be possible.

Tick **one**.

am

was

were

be

chapter
menu

next
page

Sample Questions

Grammar, Punctuation and Spelling Paper 2

Spelling task

1. The dragon is an imaginary _____.
2. There was _____ food for everyone.
3. My little brother is in _____ class.
4. Playing in the snow made my fingers _____.
5. We learned how to do _____ in mathematics.
6. Charlie _____ with relief.

chapter
menu

next
page

Mathematics

- Children will sit three tests: paper 1, paper 2 and paper 3.
- Paper 1 is for arithmetic, lasting for 30 minutes, covering calculation methods for all operations, including use of fractions, percentages and decimals.
- Questions gradually increase in difficulty. Not all children will be expected to access some of the more difficult questions later in the paper.
- Papers 2 and 3 cover problem solving and reasoning, each lasting for 40 minutes.
- Pupils will still require calculation skills but will need to answer questions in context and decide what is required to find a solution.

chapter
menu

next
page

Sample Questions

Maths Paper 1: Arithmetic

14	$25.34 \times 10 =$	<input type="text"/>	1 mark

15	$60 \div (30 - 24) =$	<input type="text"/>	1 mark

chapter
menu

next
page

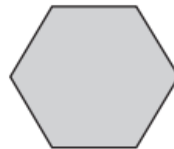
Sample Questions

Maths Paper 2 / Paper 3 : Reasoning

17

These two shapes have the **same** perimeter.

regular hexagon



square

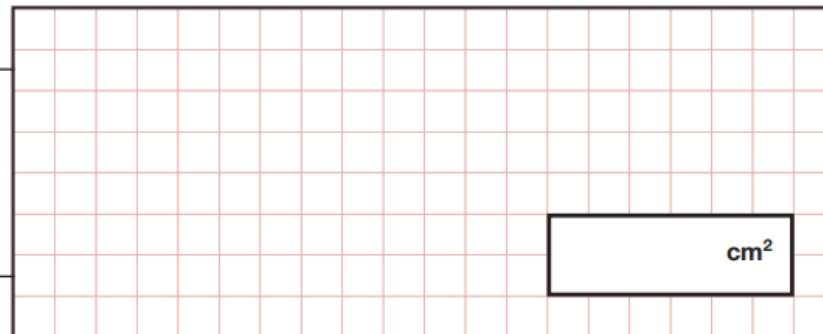


Not actual size

The length of each side of the **hexagon** is **8** centimetres.

Calculate the **area** of the **square**.

Show
your
method



2 marks

chapter
menu

next
page

Sample Questions

Maths Paper 2 / Paper 3 : Reasoning

18


Circle the **prime** number.

95

89

87

Explain how you know the other numbers are **not** prime.



1 mark

chapter
menu

next
page

How to Help Your Child

- First and foremost, support and reassure your child that there is nothing to worry about and they should always just try their best. Praise and encourage!
- Ensure your child has the best possible attendance at school.
- Support your child with any homework tasks.
- Reading, spelling and arithmetic (e.g. times tables) are always good to practise.
- Talk to your child about what they have learnt at school and what book(s) they are reading (the character, the plot, their opinion).
- Make sure your child has a good sleep and healthy breakfast every morning!



chapter
menu

next
page

How to Help Your Child with Reading

- Listening to your child read can take many forms.
- First and foremost, focus developing an enjoyment and love of reading.
- Enjoy stories together – reading stories to your child at KS1 and KS2 is equally as important as listening to your child read.
- Read a little at a time but often, rather than rarely but for long periods of time!
- Talk about the story before, during and afterwards – discuss the plot, the characters, their feelings and actions, how it makes you feel, predict what will happen and encourage your child to have their own opinions.
- Look up definitions of words together – you could use a dictionary, the Internet or an app on a phone or tablet.
- All reading is valuable – it doesn't have to be just stories. Reading can involve anything: fiction, non-fiction, poetry, newspapers, magazines, football programmes and TV guides.

chapter
menu

next
page

How to Help Your Child with Writing

- Practise and learn weekly spelling lists – make it fun!
- Encourage opportunities for writing such as letters to family or friends, shopping lists, notes or reminders, stories and poems.
- Write together – be a good role model for writing.
- Encourage use of a dictionary to check spelling and a thesaurus to find synonyms and expand vocabulary.
- Allow your child to use a computer for word processing, which will allow for editing and correcting of errors without lots of crossing out.
- Remember that good readers become good writers! Identify good writing features when reading (e.g. vocabulary, sentence structure and punctuation).
- Show your appreciation: praise and encourage, even for small successes!

chapter
menu

next
page

How to Help Your Child with Maths

- Play times tables games.
- Play mental maths games, including counting in different amounts, forwards and backwards.
- Encourage opportunities for telling the time.
- Encourage opportunities for counting coins and money; finding amounts or calculating change when shopping.
- Look for numbers on street signs, car registrations and anywhere else!
- Look for examples of 2D and 3D shapes around the home.
- Identify, weigh or measure quantities and amounts in the kitchen or in recipes.
- Play games involving numbers or logic, such as dominoes, card games, darts draughts and chess.

chapter
menu

next
page

Useful websites:

- <https://www.ashleightdarwen.co.uk/sats-revision-websites/>
- <http://www.crickweb.co.uk/ks2literacy.html>
- <http://www.lancsngfl.ac.uk/curriculum/literacyresources/files/alpha/alpha.htm>
- <http://www.primaryhomeworkhelp.co.uk/>
- <https://www.topmarks.co.uk/english-games/7-11-years/spelling-and-grammar>
- <https://www.topmarks.co.uk/maths-games/5-7-years/counting>
- <https://uk.ixl.com/>
- <https://www.mymaths.co.uk/>
- <https://www.educationquizzes.com/ks2/english/>
- <https://www.educationquizzes.com/ks2/maths/>
- <https://www.topmarks.co.uk/search.aspx?q=spelling>

